



°LAUDA

OVERALL BROCHURE CONSTANT TEMPERATURE EQUIPMENT 2019/2020

°FAHRENHEIT. °CELSIUS. °LAUDA.

LAUDA

CIRCULATION CHILLERS

Specific application examples

- Rotary evaporators
- Distillation systems
- Spectrometers
- Supply of cooling traps
- Digital printing
- Laser cutting
- Laser sorting
- Point welding
- Injection molding
- Tunnel drilling machines
- Centralized cooling water supply



LABOR

14.8

PROTECTOR

LAUDA Microcool

Circulation chillers for reliable continuous operation in laboratory and research applications from -10 to 40°C

-10°C  40°C

Compact circulation chillers with outstanding price-performance ratio

The LAUDA Microcool line of user-friendly circulation chillers consists of four compact models with large LED display and membrane keypad, offering cooling capacities of 0.25 to 1.2 kW. The highlight of these devices is the premium quality centrifugal pump with magnetic coupling – unique to this price category: Magnetic coupling of pump and electric motor prevents any kind of seal issue from arising on the pump shaft, eliminating the chance for any fluid to leak.



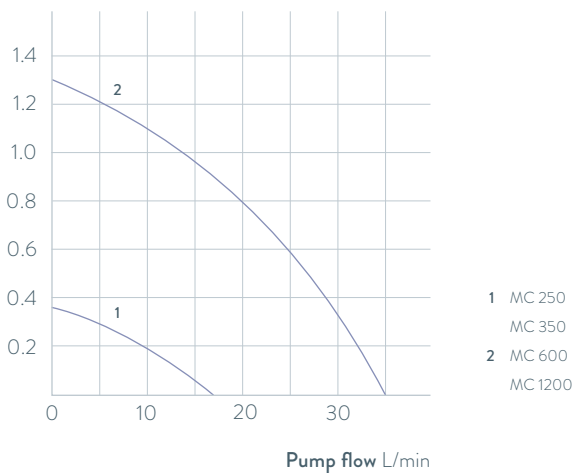
Illuminated viewing glass enables quick identification of the fill level



Standard-issue RS 232 interface and alarm contact

PUMP CHARACTERISTICS Water

Pressure bar



1 MC 250
MC 350
2 MC 600
MC 1200

Important functions

- Auto-start timer and auto shutdown function
- Filling opening at the top, drain connection at the rear
- Cooling capacity adapted via solenoid valve control, including automatic compressor control

Included accessories

Nipples, screw caps

Further accessories

Tubing

All technical data and power supply variants can be found in the ›Technical data‹ section.

More at www.lauda.de/1764



LAUDA Microcool

The compact circulation chiller MC250 and MC350 fit effortlessly on a lab bench. Somewhat larger models are also available having 600 and 1200 watts of cooling capacity and which can be positioned on the floor under a lab bench to save space.



LAUDA Variocool

Circulation chillers up to 10 kW from -20 to 40 °C for dissipating heat in laboratories, mini plants and production sites



Comprehensive spectrum of services for demanding temperature control tasks

The LAUDA Variocool circulation chillers impress with their space-saving construction and versatility provided by a wide variety of options. They are simple and convenient to operate via the color TFT display. Other interfaces can be retrofitted to supplement the standard USB interface and alarm contact. Positioned in the front of the device they allow easy access. The working pressure and flow rate can be adapted to the respective requirements in different applications using an integrated bypass and optional pumps to achieve optimum temperature control.



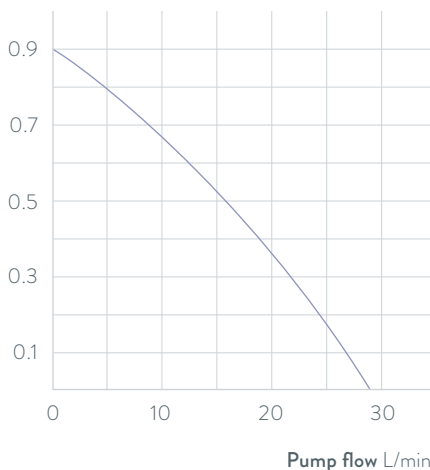
Color TFT display and membrane keypad offer simple and easy adjustment options



Standard-issue USB interface and alarm contact as well as additional optional interfaces that can be retrofitted

PUMP CHARACTERISTIC Water

Pressure bar



Important functions

- Adjustable bypass for pressure limitation
- Filling opening at the top, drain tap at the rear
- Integral programmer
- Electronic level indicator and low-level alarm
- SmartCool system for energy-saving digital cooling control including automatic compressor control

Included accessories

Nipples, screw caps

Further accessories

Hoses, 2-port and 4-port manifold, ball valves, flow monitors and interface modules

All technical data and power supply variants can be found in the ›Technical data‹ section.

More at www.lauda.de/1766



LAUDA Variocool

All models are available in air and water-cooled versions (W) and fitted with moveable as well as fixable castors. High-performance circulation chillers in a tower design starting from the VC 5000 model are available with sound insulation or the option of outdoor installation.



LAUDA Ultracool

Process circulation chillers with cooling capacities of up to 265 kW from -5 to 25 °C for industrial applications

-5 °C  25 °C

Reliable temperature control and secure operation

Suitable for outdoor installation, the compact LAUDA Ultracool circulation chillers with high cooling capacities are ›Plug & Operate‹ systems with a cold water tank, centrifugal pump and internal bypass. The standard-issue antifreeze protection thermostat prevents freezing of the heat exchanger. Integrated pressure switches also protect the circuit against pressure that is too high or too low and chiller casing made of galvanized steel panels coated with epoxy resin protects against corrosion even in aggressive production environments.



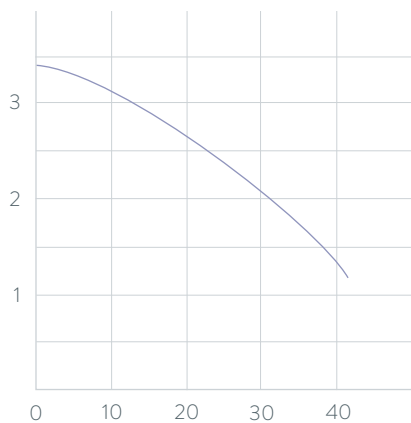
Standard-issue castors for easy positioning at UC Mini



Integrated motor fan speed regulator allows operation in ambient conditions up to -15 °C and reduces the noise level

PUMP CHARACTERISTIC Standard pumps (3 bar), 50 Hz

Pressure bar



UC 2
UC 4

Pump flow L/min

Important functions

- Premium quality centrifugal pumps, internal bypass
- Water circuit consisting of flexible industrial hoses
- Release valve for draining the circuit

Included accessories

Internal bypass, antifreeze protection thermostat

Further accessories

Tube kits, return valve

All technical data and power supply variants can be found in the ›Technical data‹ section.

More at www.lauda.de/1768



LAUDA Ultracool

The UC Mini circulation chillers UC 2 and UC 4 have a cooling capacity up to 4.9 kW. In addition to being more compact, the geometry of the devices guarantees easy access to components requiring regular maintenance. Standard-issue integrated fan control make it possible to operate the UC Midi circulation chiller with low-noise centrifugal pumps and internal bypass for automatic adjustment of water flow at ambient temperatures of -15°C to 50°C . The Ultracool Maxi circulation chillers have cooling capacities up to 265 kW and are suitable for outdoor installation.



LAUDA Circulation chillers

Device type overview

LAUDA Microcool / Page 108



LAUDA Variocool / Page 110



LAUDA Ultracool / Page 112



LAUDA Circulation chillers

Interfaces

	Pt 100	USB	Ethernet	RS 232 / 485	Analog	Namur contact	Sub-D contact	Profibus	EtherCat M8	EtherCat RJ 45	Modbus	Malfunction contact	Number of module slots, large	Number of module slots, small
LAUDA Microcool / Page 108	-	-	-	RS 232	-	-	-	-	-	-	-	S	-	-
LAUDA Variocool / Page 110	Z	S	Z	Z	Z	Z	Z	Z	Z	Z	-	S	1	1
LAUDA Ultracool / Page 112	-	-	-	-	-	-	-	-	-	-	OD	-	-	-

S = Series standard

Z = Available as an accessory

OD = optional (cannot be retrofitted)



LRZ 912
Analog module



LRZ 913
RS 232/485
interface



LRZ 914
Contact module with single input
and single output (NAMUR)



LRZ 915
Contact module with
3 inputs and 3 outputs



LRZ 917
Profibus module



LRZ 918
Pt100/Li bus
module



LRZ 921
Ethernet module



LRZ 922
EtherCAT module
with M8 connection



LRZ 923
EtherCAT module
with RJ45 connection

LAUDA Circulation chillers

Function overview

Operating element	Microcool	Variocool	Ultracool
Display	7-Segment	TFT	LCD mono
Mode of operation	3-button	Cursor softkey	3-button softkey
1-point calibration	✓	✓	-
Programmer, programs/segments	-	5 / 150	-
Programmer, tolerance range function	-	✓	-
Graphic temperature profile display	-	✓	-
Pump pressure display (analog)	- / ✓	✓	✓
Pump pressure display (digital)	-	-	-
Adjustable bypass	-	✓	✓
Level indicator (analog)	✓	-	-
Level indicator (digital)	-	✓	-
Standby timer	✓	✓	✓
Flow control instrument	-	Z	-
Overflow	✓	-	-
Low-level alarm	✓	✓	✓
Drain tap	-	✓	✓
Drain screw	✓	-	-

LAUDA Circulation chillers

Technical data according to DIN 12876 standard

Device type	Working temperature range °C	Temperature stability ±K	Ambient temperature range °C	Heat removal cooling unit	Heater power max. kW	Cooling output kW					Pump pressure max. bar	Pump flow max. pressure L/min	Pump connection thread mm	Bath volume min. L
						20 °C	10 °C	0 °C	-10 °C	-20 °C				
LAUDA Microcool / Page 108														
MC 250	-10...40	0.50	5...40	Air	-	0.25	0.20	0.15	0.09	-	0.4	16	Ø 10	2.0
MC 350	-10...40	0.50	5...40	Air	-	0.35	0.27	0.20	0.12	-	0.4	16	Ø 10	4.0
MC 600	-10...40	0.50	5...40	Air	-	0.60	0.50	0.36	0.15	-	1.3	35	G 3/4	4.0
MC 1200	-10...40	0.50	5...40	Air	-	1.20	1.05	0.75	0.40	-	1.3	35	G 3/4	7.0
LAUDA Variocool / Page 110														
VC 1200	-20...40	0.05	5...40	Air	-	1.20	1.00	0.70	0.40	0.18	0.9	28	G 3/4	8.0
VC 1200	-20...40	0.05	5...40	Air	-	1.12	1.00	0.70	0.40	0.18	3.2	37	G 3/4	8.0
VC 1200	-20...40	0.05	5...40	Air	-	1.00	1.00	0.70	0.40	0.18	4.8	37	G 3/4	8.0
VC 1200 W	-20...40	0.05	5...40	Water	-	1.20	1.00	0.70	0.40	0.18	0.9	28	G 3/4	8.0
VC 1200 W	-20...40	0.05	5...40	Water	-	1.12	1.00	0.70	0.40	0.18	3.2	37	G 3/4	8.0
VC 1200 W	-20...40	0.05	5...40	Water	-	1.00	1.00	0.70	0.40	0.18	4.8	37	G 3/4	8.0
VC 2000	-20...40	0.05	5...40	Air	-	2.00	1.50	1.06	0.68	0.38	0.9	28	G 3/4	8.0
VC 2000	-20...40	0.05	5...40	Air	-	1.92	1.50	1.06	0.68	0.38	3.2	37	G 3/4	8.0
VC 2000	-20...40	0.05	5...40	Air	-	1.80	1.50	1.06	0.68	0.38	4.8	37	G 3/4	8.0
VC 2000 W	-20...40	0.05	5...40	Water	-	2.00	1.50	1.06	0.68	0.38	0.9	28	G 3/4	8.0
VC 2000 W	-20...40	0.05	5...40	Water	-	1.92	1.50	1.06	0.68	0.38	3.2	37	G 3/4	8.0
VC 2000 W	-20...40	0.05	5...40	Water	-	1.80	1.50	1.06	0.68	0.38	4.8	37	G 3/4	8.0
VC 3000	-20...40	0.05	5...40	Air	-	3.00	2.40	1.68	1.03	0.60	3.2	37	G 3/4	20.0
VC 3000	-20...40	0.05	5...40	Air	-	2.80	2.40	1.68	1.03	0.60	4.8	37	G 3/4	20.0
VC 3000 W	-20...40	0.05	5...40	Water	-	3.00	2.40	1.68	1.03	0.60	3.2	37	G 3/4	20.0
VC 3000 W	-20...40	0.05	5...40	Water	-	2.80	2.40	1.68	1.03	0.60	4.8	37	G 3/4	20.0
VC 5000	-20...40	0.05	5...40	Air	-	5.00	3.90	2.75	1.70	1.00	3.2	37	G 3/4	20.0
VC 5000	-20...40	0.05	5...40	Air	-	4.50	3.90	2.75	1.70	1.00	4.8	37	G 3/4	20.0
VC 5000	-20...40	0.05	5...40	Air	-	4.65	3.90	2.75	1.70	1.00	5.0	60	G 3/4	20.0
VC 5000 W	-20...40	0.05	5...40	Water	-	5.00	3.90	2.75	1.70	1.00	3.2	37	G 3/4	20.0
VC 5000 W	-20...40	0.05	5...40	Water	-	4.50	3.90	2.75	1.70	1.00	4.8	37	G 3/4	20.0
VC 5000 W	-20...40	0.05	5...40	Water	-	4.65	3.90	2.75	1.70	1.00	5.0	60	G 3/4	20.0
VC 7000	-20...40	0.10	5...40	Air	-	7.00	5.30	3.70	2.40	1.50	3.2	37	G 1 1/4	48.0
VC 7000	-20...40	0.10	5...40	Air	-	6.50	5.30	3.70	2.40	1.50	4.8	37	G 1 1/4	48.0
VC 7000	-20...40	0.10	5...40	Air	-	6.65	5.30	3.70	2.40	1.50	5.0	60	G 1 1/4	48.0

Bath volume max. L	Dimensions (W x D x H) mm	Protection Rating	Noise level dB (A)	Weight kg	Loading max. kW	Power supply V; Hz	Cat. No.	Device type
4.0	200×350×465	IP 32	60	26.0	0.2	230 V; 50 Hz	L001046	MC 250
7.0	240×400×500	IP 32	60	35.0	0.5	230 V; 50 Hz	L001047	MC 350
8.0	350×480×595	IP 32	57	51.0	0.7	230 V; 50 Hz	L001048	MC 600
14.0	450×550×650	IP 32	59	64.0	1.2	230 V; 50 Hz	L001049	MC 1200
15.0	450×550×650	IP 32	51	54.0	1.1	230 V; 50 Hz	L000657	VC 1200
15.0	450×550×790	IP 32	51	54.0	1.1	230 V; 50 Hz	L000784	VC 1200
15.0	450×550×790	IP 32	51	54.0	1.1	230 V; 50 Hz	L000785	VC 1200
15.0	450×550×650	IP 32	50	51.0	1.1	230 V; 50 Hz	L000671	VC 1200 W
15.0	450×550×790	IP 32	50	51.0	1.1	230 V; 50 Hz	L000805	VC 1200 W
15.0	450×550×790	IP 32	50	51.0	1.1	230 V; 50 Hz	L000806	VC 1200 W
15.0	450×550×650	IP 32	52	57.0	1.6	230 V; 50 Hz	L000658	VC 2000
15.0	450×550×790	IP 32	52	57.0	1.6	230 V; 50 Hz	L000786	VC 2000
15.0	450×550×790	IP 32	52	57.0	1.6	230 V; 50 Hz	L000787	VC 2000
15.0	450×550×650	IP 32	50	54.0	1.6	230 V; 50 Hz	L000672	VC 2000 W
15.0	450×550×790	IP 32	50	54.0	1.6	230 V; 50 Hz	L000807	VC 2000 W
15.0	450×550×790	IP 32	50	54.0	1.6	230 V; 50 Hz	L000808	VC 2000 W
33.0	550×650×970	IP 32	57	93.0	1.8	230 V; 50 Hz	L000659	VC 3000
33.0	550×650×970	IP 32	57	93.0	1.8	230 V; 50 Hz	L000788	VC 3000
33.0	550×650×970	IP 32	55	89.0	1.8	230 V; 50 Hz	L000673	VC 3000 W
33.0	550×650×970	IP 32	55	89.0	1.8	230 V; 50 Hz	L000809	VC 3000 W
33.0	550×650×970	IP 32	65	98.0	3.3	400 V; 3/N/PE; 50 Hz	L000668	VC 5000
33.0	550×650×970	IP 32	65	98.0	3.3	400 V; 3/N/PE; 50 Hz	L000799	VC 5000
33.0	550×650×970	IP 32	65	98.0	3.3	400 V; 3/N/PE; 50 Hz	L000802	VC 5000
33.0	550×650×970	IP 32	64	94.0	3.3	400 V; 3/N/PE; 50 Hz	L000680	VC 5000 W
33.0	550×650×970	IP 32	64	94.0	3.3	400 V; 3/N/PE; 50 Hz	L000820	VC 5000 W
33.0	550×650×970	IP 32	64	94.0	3.3	400 V; 3/N/PE; 50 Hz	L000823	VC 5000 W
64.0	650×670×1250	IP 32	66	138.0	4.3	400 V; 3/N/PE; 50 Hz	L000669	VC 7000
64.0	650×670×1250	IP 32	66	138.0	4.3	400 V; 3/N/PE; 50 Hz	L000800	VC 7000
64.0	650×670×1250	IP 32	66	138.0	4.3	400 V; 3/N/PE; 50 Hz	L000803	VC 7000

LAUDA Circulation chillers

Technical data according to DIN 12876 standard

Device type	Working temperature range °C	Temperature stability ±K	Ambient temperature range °C	Heat removal cooling unit	Heater power max. kW	Cooling output kW					Pump pressure max. bar	Pump flow max. pressure L/min	Pump connection thread mm	Bath volume min. L
						20 °C	10 °C	0 °C	-10 °C	-20 °C				
LAUDA Variocool / Page 110														
VC 7000 W	-20...40	0.10	5...40	Water	-	7.00	5.30	3.70	2.40	1.50	3.2	37	G 1 1/4	48.0
VC 7000 W	-20...40	0.10	5...40	Water	-	6.50	5.30	3.70	2.40	1.50	4.8	37	G 1 1/4	48.0
VC 7000 W	-20...40	0.10	5...40	Water	-	6.65	5.30	3.70	2.40	1.50	5.0	60	G 1 1/4	48.0
VC 10000	-20...40	0.10	5...40	Air	-	10.00	7.60	5.30	3.50	2.00	3.2	37	G 1 1/4	48.0
VC 10000	-20...40	0.10	5...40	Air	-	9.50	7.60	5.30	3.50	2.00	4.8	37	G 1 1/4	48.0
VC 10000	-20...40	0.10	5...40	Air	-	9.65	7.60	5.30	3.50	2.00	5.0	60	G 1 1/4	48.0
VC 10000 W	-20...40	0.10	5...40	Water	-	10.00	7.60	5.30	3.50	2.00	3.2	37	G 1 1/4	48.0
VC 10000 W	-20...40	0.10	5...40	Water	-	9.50	7.60	5.30	3.50	2.00	4.8	37	G 1 1/4	48.0
VC 10000 W	-20...40	0.10	5...40	Water	-	9.65	7.60	5.30	3.50	2.00	5.0	60	G 1 1/4	48.0

Bath volume max. L	Dimensions (W x D x H) mm	Protection Rating	Noise level dB (A)	Weight kg	Loading max. kW	Power supply V; Hz	Cat. No.	Device type
64.0	650×670×1250	IP 32	60	131.0	4.3	400 V; 3/N/PE; 50 Hz	L000681	VC 7000 W
64.0	650×670×1250	IP 32	60	131.0	4.3	400 V; 3/N/PE; 50 Hz	L000821	VC 7000 W
64.0	650×670×1250	IP 32	60	131.0	4.3	400 V; 3/N/PE; 50 Hz	L000824	VC 7000 W
64.0	650×670×1250	IP 32	67	147.0	5.4	400 V; 3/N/PE; 50 Hz	L000670	VC 10000
64.0	650×670×1250	IP 32	67	147.0	5.4	400 V; 3/N/PE; 50 Hz	L000801	VC 10000
64.0	650×670×1250	IP 32	67	147.0	5.4	400 V; 3/N/PE; 50 Hz	L000804	VC 10000
64.0	650×670×1250	IP 32	61	140.0	5.4	400 V; 3/N/PE; 50 Hz	L000682	VC 10000 W
64.0	650×670×1250	IP 32	61	140.0	5.4	400 V; 3/N/PE; 50 Hz	L000822	VC 10000 W
64.0	650×670×1250	IP 32	61	140.0	5.4	400 V; 3/N/PE; 50 Hz	L000825	VC 10000 W

LAUDA Circulation chillers

Technical data

Device type	Working temperature range °C	Temperature stability ±K	Ambient temperature range °C	Cooling output at water outlet temperature kW							Motor fan			Pump pressure max. bar	
				25 °C	20 °C	15 °C	10 °C	5 °C	0 °C	-5 °C	Number of refrigerant circuits	No.	kW		m ³ /h
LAUDA Ultracool / Page 112															
UC 2	-5...25	2	-15...50	2.80	2.80	2.50	2.10	1.80	1.50	1.20	1	1	0.18	2400	3.4
UC 4	-5...25	2	-15...50	6.90	6.90	5.90	4.90	4.10	3.40	2.80	1	1	0.18	2400	3.4
UC-0060	-5...25	2	-15...50	10.80	10.20	8.60	7.10	5.80	4.70	3.80	1	1	1.04	7000	4.2
UC-0080	-5...25	2	-15...50	15.80	14.70	11.90	9.40	7.30	5.60	4.10	1	1	1.04	7000	4.2
UC-0100	-5...25	2	-15...50	18.60	17.10	14.30	11.40	8.80	6.60	4.80	1	1	1.04	7000	4.2
UC-0140	-5...25	2	-15...50	22.30	20.20	17.10	14.00	11.00	8.40	6.30	1	1	1.04	7000	4.2
UC-0180	-5...25	2	-15...50	32.90	30.20	26.00	22.00	18.00	14.50	11.50	1	1	1.04	9000	4.2
UC-0240	-5...25	2	-15...50	37.30	34.60	30.30	26.30	22.30	18.20	14.50	1	1	1.04	9000	4.2
UC-0300	-5...25	2	-15...45	50.30	48.20	40.90	34.10	28.20	23.10	18.60	1	2	1.20	18000	4.7
UC-0400	-5...25	2	-15...45	62.50	59.70	51.20	43.30	35.10	28.10	22.00	1	2	1.20	18000	4.7
UC-0500	-5...25	2	-15...45	68.40	65.60	56.80	48.70	41.20	33.50	26.80	1	2	1.20	18000	4.7
UC-0650	-5...25	2	-15...45	84.60	84.60	75.20	64.40	53.60	43.90	35.50	1	2	2.50	23000	4.7
UC-0800	-5...25	2	-15...45	114.30	114.30	103.00	87.90	72.30	57.80	45.40	2	4	2.40	36000	4.7
UC-1000	-5...25	2	-15...45	140.80	140.80	126.10	106.40	85.90	67.00	51.20	2	4	2.40	40800	3.7
UC-1350	-5...25	2	-15...45	182.10	182.10	163.70	139.20	113.70	90.00	69.80	2	6	3.60	57000	5.5
UC-1700	-5...25	2	-15...45	228.40	228.40	205.90	175.70	144.60	115.60	90.80	2	6	3.60	55200	5.2
UC-2400	-5...25	2	-15...45	336.90	336.90	308.80	265.00	223.10	182.80	148.20	2	6	7.50	66000	5.2

Correction factor ambient temperature; $C_{NOM} = C_{WORK} \times F$

Ambient temperature	25	30	35	40	45
Correction factor F	1	0.9	0.85	0.78	0.66

Note: The values calculated with the correction factors are only approximated values

Pump flow max. L/min	Pump pressure nominal bar	Pump flow nominal L/min	Pump connection thread mm	Volume water tank L	Dimensions (W x D x H) mm	Protection Rating	Noise level dB (A)	Weight kg	Loading max. kW	Max. fuse A	Power supply V; Hz	Cat. No.	Device type
42	3.3	5.6	Rp 1/2	19	640×640×635	IP 44	40.0	80	1.4	16	230 V; 50 Hz	E6002411	UC 2
42	2.8	13.8	Rp 1/2	19	640×640×635	IP 44	42.5	85	1.8	16	230 V; 50 Hz	E6004411	UC 4
130	4.0	20.1	HT DN25	100	715×945×1490	IP 54	56.3	165	3.8	20	400 V; 3/PE; 50 Hz	E6006323	UC-0060
130	4.0	26.6	HT DN25	100	715×945×1490	IP 54	60.1	175	4.1	25	400 V; 3/PE; 50 Hz	E6008323	UC-0080
130	3.9	33.6	HT DN25	100	715×945×1490	IP 54	58.5	175	4.6	25	400 V; 3/PE; 50 Hz	E6010323	UC-0100
130	3.7	43.8	HT DN25	100	715×945×1490	IP 54	58.1	180	5.6	25	400 V; 3/PE; 50 Hz	E6014323	UC-0140
130	3.2	62.6	HT DN25	100	715×945×1490	IP 54	56.0	210	6.6	32	400 V; 3/PE; 50 Hz	E6018323	UC-0180
130	2.7	84.1	HT DN25	100	715×945×1490	IP 54	57.5	230	8.0	32	400 V; 3/PE; 50 Hz	E6024323	UC-0240
230	3.9	98.0	HT DN40	200	1005×1565×1965	IP 54	50.2	450	9.4	40	400 V; 3/PE; 50 Hz	E6030323	UC-0300
230	3.6	124.0	HT DN40	200	1005×1565×1965	IP 54	53.5	450	11.4	40	400 V; 3/PE; 50 Hz	E6040323	UC-0400
230	3.3	150.0	HT DN40	200	1005×1565×1965	IP 54	55.3	450	13.6	50	400 V; 3/PE; 50 Hz	E6050323	UC-0500
420	3.7	196.0	HT DN40	300	1005×1565×1965	IP 54	59.2	630	18.5	63	400 V; 3/PE; 50 Hz	E6065323	UC-0650
420	3.4	247.0	Rp 2	300	1545×2230×2010	IP 54	58.3	1020	27.5	80	400 V; 3/PE; 50 Hz	E6080223	UC-0800
500	3.5	299.0	Rp 2 1/2	500	1660×3400×2090	IP 54	63.1	1460	33.4	100	400 V; 3/PE; 50 Hz	E6100221	UC-1000
500	4.5	392.0	Rp 2 1/2	500	1660×3400×2090	IP 54	62.2	1570	43.8	150	400 V; 3/PE; 50 Hz	E6135221	UC-1350
670	3.4	494.0	Rp 2 1/2	500	1660×3400×2090	IP 54	61.3	1630	54.9	150	400 V; 3/PE; 50 Hz	E6170221	UC-1700
970	3.6	733.0	DIN-2566 DN80	500	1660×3585×2090	IP 54	62.7	1690	71.4	200	400 V; 3/PE; 50 Hz	E6240221	UC-2400

LAUDA Circulation chillers

Power supply variants

Device type	Power supply V; Hz	Pump pressure max. bar	Pump flow max. pressure L /min	Loading max. kW	Plug code*	Cat. No.	Device type	Power supply V; Hz	Pump pressure max. bar	Pump flow max. pressure L /min	Loading max. kW	Plug code*	Cat. No.
LAUDA Microcool / Page 108													
MC 250	100 V; 50/60 Hz	0.4	16	0.2	14	L001071	MC 600	100 V; 50/60 Hz	1.3	35	0.8	14	L001073
MC 250	115 V; 60 Hz	0.4	16	0.2	14	L001066	MC 600	115 V; 60 Hz	1.3	35	0.8	14	L001068
MC 350	100 V; 50/60 Hz	0.4	16	0.5	14	L001072	MC 1200	100 V; 50/60 Hz	1.3	35	1.1	14	L001074
MC 350	115 V; 60 Hz	0.4	16	0.5	14	L001067	MC 1200	115 V; 60 Hz	1.3	35	1.1	14	L001069
LAUDA Variocool / Page 110													
VC 1200	200 V; 50/60 Hz	0.9	28	1.3	3	L000698	VC 3000	200 V; 50/60 Hz	3.2	37	2.2	3	L000700
VC 1200	200 V; 50/60 Hz	3.2	37	1.3	3	L000848	VC 3000	200 V; 50/60 Hz	4.8	37	2.2	3	L000852
VC 1200	200 V; 50/60 Hz	4.8	37	1.3	3	L000849	VC 3000	208-220 V; 60 Hz	3.2	37	2.3	3	L000687
VC 1200	208-220 V; 60 Hz	0.9	28	1.4	3	L000685	VC 3000	208-220 V; 60 Hz	4.8	37	2.3	3	L000830
VC 1200	208-220 V; 60 Hz	3.2	37	1.4	3	L000826	VC 3000 W	200 V; 50/60 Hz	3.2	37	2.2	3	L000706
VC 1200	208-220 V; 60 Hz	4.8	37	1.4	3	L000827	VC 3000 W	200 V; 50/60 Hz	4.8	37	2.2	3	L000863
VC 1200 W	200 V; 50/60 Hz	0.9	28	1.3	3	L000704	VC 3000 W	208-220 V; 60 Hz	3.2	37	2.3	3	L000693
VC 1200 W	200 V; 50/60 Hz	3.2	37	1.3	3	L000859	VC 3000 W	208-220 V; 60 Hz	4.8	37	2.3	3	L000841
VC 1200 W	200 V; 50/60 Hz	4.8	37	1.3	3	L000860	VC 5000	200 V; 3/PE; 50/60 Hz	3.2	37	3.5	31	L000701
VC 1200 W	208-220 V; 60 Hz	0.9	28	1.4	3	L000691	VC 5000	200 V; 3/PE; 50/60 Hz	4.8	37	3.5	31	L000853
VC 1200 W	208-220 V; 60 Hz	3.2	37	1.4	3	L000837	VC 5000	200 V; 3/PE; 50/60 Hz	4.3	60	3.5	31	L000856
VC 1200 W	208-220 V; 60 Hz	4.8	37	1.4	3	L000838	VC 5000	208-220 V; 3/PE; 60 Hz	3.2	37	3.6	31	L000688
VC 2000	200 V; 50/60 Hz	0.9	28	2.0	3	L000699	VC 5000	208-220 V; 3/PE; 60 Hz	4.8	37	3.6	31	L000831
VC 2000	200 V; 50/60 Hz	3.2	37	2.0	3	L000850	VC 5000	208-220 V; 3/PE; 60 Hz	5.0	60	3.6	31	L000834
VC 2000	200 V; 50/60 Hz	4.8	37	2.0	3	L000851	VC 5000 W	200 V; 3/PE; 50/60 Hz	3.2	37	3.5	31	L000707
VC 2000	208-220 V; 60 Hz	0.9	28	2.2	3	L000686	VC 5000 W	200 V; 3/PE; 50/60 Hz	4.8	37	3.5	31	L000864
VC 2000	208-220 V; 60 Hz	3.2	37	2.2	3	L000829	VC 5000 W	200 V; 3/PE; 50/60 Hz	4.3	60	3.5	31	L000867
VC 2000	208-220 V; 60 Hz	4.8	37	2.2	3	L000828	VC 5000 W	208-220 V; 3/PE; 60 Hz	3.2	37	3.6	31	L000694
VC 2000 W	200 V; 50/60 Hz	0.9	28	2.0	3	L000705	VC 5000 W	208-220 V; 3/PE; 60 Hz	4.8	37	3.6	31	L000842
VC 2000 W	200 V; 50/60 Hz	3.2	37	2.0	3	L000861	VC 5000 W	208-220 V; 3/PE; 60 Hz	5.0	60	3.6	31	L000845
VC 2000 W	200 V; 50/60 Hz	4.8	37	2.0	3	L000862	VC 7000	200 V; 3/PE; 50/60 Hz	3.2	37	4.5	31	L000702
VC 2000 W	208-220 V; 60 Hz	0.9	28	2.2	3	L000692	VC 7000	200 V; 3/PE; 50/60 Hz	4.8	37	4.5	31	L000854
VC 2000 W	208-220 V; 60 Hz	3.2	37	2.2	3	L000840	VC 7000	200 V; 3/PE; 50/60 Hz	4.3	60	4.5	31	L000857
VC 2000 W	208-220 V; 60 Hz	4.8	37	2.2	3	L000839	VC 7000	208-220 V; 3/PE; 60 Hz	3.2	37	4.6	31	L000689

*All data for the plug codes can be found on page 150

Device type	Power supply V; Hz	Pump pressure max. bar	Pump flow max. pressure L /min	Loading max. kW	Plug code*	Cat. No.	Device type	Power supply V; Hz	Pump pressure max. bar	Pump flow max. pressure L /min	Loading max. kW	Plug code*	Cat. No.
LAUDA Variocool / Page 110													
VC 7000	208-220 V; 3/PE; 60 Hz	4.8	37	4.6	31	L000832	VC 10000	200 V; 3/PE; 50/60 Hz	4.3	60	5.7	31	L000858
VC 7000	208-220 V; 3/PE; 60 Hz	5.0	60	4.6	31	L000835	VC 10000	208-220 V; 3/PE; 60 Hz	3.2	37	5.9	31	L000690
VC 7000 W	200 V; 3/PE; 50/60 Hz	3.2	37	4.5	31	L000708	VC 10000	208-220 V; 3/PE; 60 Hz	4.8	37	5.9	31	L000833
VC 7000 W	200 V; 3/PE; 50/60 Hz	4.8	37	4.5	31	L000865	VC 10000	208-220 V; 3/PE; 60 Hz	5.0	60	5.9	31	L000836
VC 7000 W	200 V; 3/PE; 50/60 Hz	4.3	60	4.5	31	L000868	VC 10000 W	200 V; 3/PE; 50/60 Hz	3.2	37	5.7	31	L000709
VC 7000 W	208-220 V; 3/PE; 60 Hz	3.2	37	4.6	31	L000695	VC 10000 W	200 V; 3/PE; 50/60 Hz	4.8	37	5.7	31	L000866
VC 7000 W	208-220 V; 3/PE; 60 Hz	4.8	37	4.6	31	L000843	VC 10000 W	200 V; 3/PE; 50/60 Hz	4.3	60	5.7	31	L000869
VC 7000 W	208-220 V; 3/PE; 60 Hz	5.0	60	4.6	31	L000846	VC 10000 W	208-220 V; 3/PE; 60 Hz	3.2	37	5.9	31	L000696
VC 10000	200 V; 3/PE; 50/60 Hz	3.2	37	5.7	31	L000703	VC 10000 W	208-220 V; 3/PE; 60 Hz	4.8	37	5.9	31	L000844
VC 10000	200 V; 3/PE; 50/60 Hz	4.8	37	5.7	31	L000855	VC 10000 W	208-220 V; 3/PE; 60 Hz	5.0	60	5.9	31	L000847

LAUDA Ultracool / Page 112

UC 2	230 V; 60 Hz	3.5	50	1.4	-	E6002431	UC-0400	460 V; 3/PE; 60 Hz	4.8	300	15.0	-	E6040341
UC 4	230 V; 60 Hz	3.5	50	1.8	-	E6004431	UC-0500	460 V; 3/PE; 60 Hz	4.8	300	18.3	-	E6050341
UC-0060	460 V; 3/PE; 60 Hz	4.1	125	5.0	-	E6006341	UC-0650	460 V; 3/PE; 60 Hz	4.8	300	25.7	-	E6065341
UC-0080	460 V; 3/PE; 60 Hz	4.1	125	4.9	-	E6008341	UC-0800	460 V; 3/PE; 60 Hz	4.8	300	35.4	-	E6080241
UC-0100	460 V; 3/PE; 60 Hz	4.1	125	5.8	-	E6010341	UC-1000	460 V; 3/PE; 60 Hz	5.2	430	42.1	-	E6100241
UC-0140	460 V; 3/PE; 60 Hz	4.1	125	7.0	-	E6014341	UC-1350	460 V; 3/PE; 60 Hz	5.4	600	55.3	-	E6135241
UC-0180	460 V; 3/PE; 60 Hz	4.1	125	8.3	-	E6018341	UC-1700	460 V; 3/PE; 60 Hz	5.4	600	70.2	-	E6170241
UC-0240	460 V; 3/PE; 60 Hz	4.1	125	10.5	-	E6024341	UC-2400	460 V; 3/PE; 60 Hz	3.7	1170	96.1	-	E6240241
UC-0300	460 V; 3/PE; 60 Hz	4.8	300	12.5	-	E6030341							

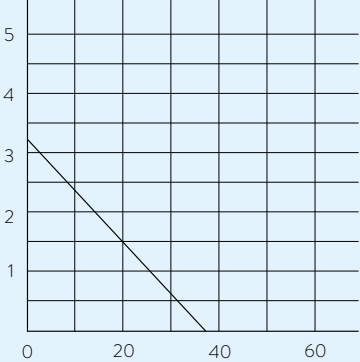
LAUDA Circulation chillers

More characteristics

LAUDA Variocool / Page 80 and Page 110

PUMP CHARACTERISTIC Water

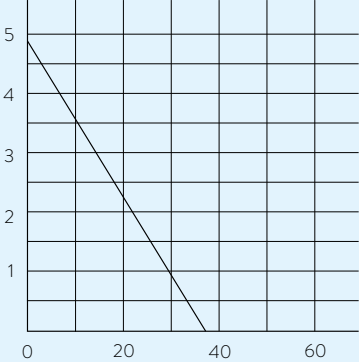
Pressure bar



3.2 bar, 37 L/min

PUMP CHARACTERISTIC Water

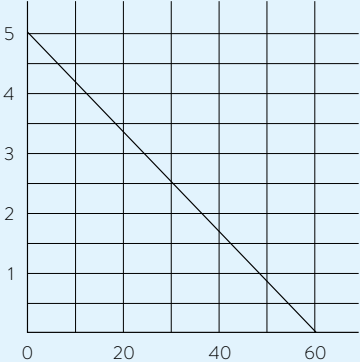
Pressure bar



4.8 bar, 37 L/min

PUMP CHARACTERISTIC Water

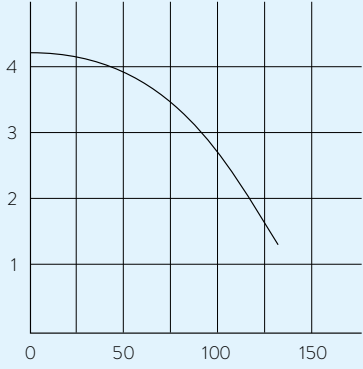
Pressure bar



5.0 bar, 60 L/min

PUMP CHARACTERISTIC Water

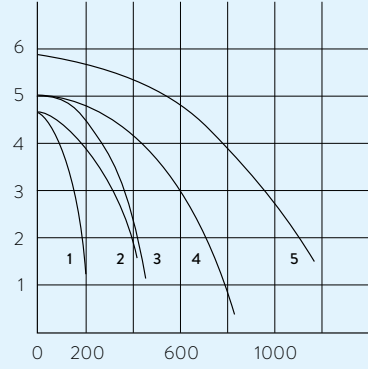
Pressure bar



- UC 0060
- UC 0080
- UC 0100
- UC 0140
- UC 0180
- UC 0240

PUMP CHARACTERISTIC Water

Pressure bar



- 1 UC 0300
- UC 0400
- UC 0500
- 2 UC 0650
- UC 0800
- 3 UC 1000
- 4 UC 1350
- UC 1700
- 5 UC 2400

